

VETROFLAM® 60 Climaplus

Fire resistant safety glass for interior application

CLASSIFICATION

EW = Integrity +
Radiation reduction

Ability to withstand fire exposure without transmission of fire to the non-fire side as a result of the passage of flames or hot gases, thereby causing ignition of the non-fire exposed surface or materials adjacent. Also maintains radiated heat in front of the glazing below a specified level to provide for safer separation distances and escape ways.


PRODUCT FEATURES

Fire resistant toughened safety glass

Heat-reflective coating*

Fire resistant toughened safety glass

Spacer



TECHNICAL SPECIFICATIONS

Fire resistance (EN 13501-2)

Reaction to fire (EN 13501-1)

Maximum Glass Size

Thickness tolerance

Length tolerance

Impact resistance (EN 12600)

CE certificate No. of conformity

Heat Soak Test

Hazardous material contained

EW 60

B-s1, d0

Variable, subject to glass make-up, framing material or glazed element type.

Consult with your Vetrotech representative.

±1 mm

±2 mm

1 (C) 1 classification

0336-CPD-5064D/ID No.** (you can obtain a DoP*** from your national sales office) - AoC-level 1

available upon request

None

Nominal thickness

Fire protection

Outer pane

Spacer

Inner pane

Weight

Sound reduction R_w (EN 140-3)

Light transmission (EN 410)

Light reflection ρ_L (exterior/interior)

U value, W/m^2K (EN 673)

g value

Energy transmission τ_E

Energy reflection ρ_E (exterior/interior)

26 mm*

one side

6 mm VETROFLAM®

14 mm with Argon gas filling

6 mm VETROFLAM®

31 kg/m²

33 dB****

77%

10%/10%

1,1

0,53

46%

26%/26%

* Asymmetric fire performance (orient heat reflective coating towards the fire risk side)

** ID No. = Identification number for the relevant manufacturing site

*** Declaration of Performances

**** Reference Value

VETROFLAM® 60 Climaplus

Fire resistant safety glass for interior application

CLASSIFICATION

EW = Integrity +
Radiation reduction

Ability to withstand fire exposure without transmission of fire to the non-fire side as a result of the passage of flames or hot gases, thereby causing ignition of the non-fire exposed surface or materials adjacent. Also maintains radiated heat in front of the glazing below a specified level to provide for safer separation distances and escape ways.

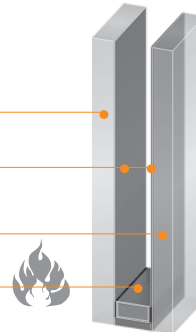
PRODUCT FEATURES

Fire resistant toughened safety glass

Heat-reflective coating*

Fire resistant toughened safety glass

Spacer



TECHNICAL SPECIFICATIONS

Fire resistance (EN 13501-2)

Reaction to fire (EN 13501-1)

Maximum Glass Size

Thickness tolerance

Length tolerance

CE certificate No. of conformity

Heat Soak Test

Hazardous material contained

EW 60

B-s1, d0

Variable, subject to glass make-up, framing material or glazed element type.

Consult with your Vetrotech representative.

±1 mm

±2 mm

0336-CPD-5064D/ID No.** (you can obtain a DoP*** from your national sales office) - AoC-level 1

available upon request

None

Nominal thickness

26 mm*

26 mm

Fire protection

one side

both sides

Outer pane

6 mm toughened glass

6 mm VETROFLAM®

Spacer

14 mm with Argon gas filling

14 mm with Argon gas filling

Inner pane

6 mm VETROFLAM®

6 mm VETROFLAM®

Impact resistance (EN 12600) (outside/inside)

1 (C) 2/1 (C) 1 classification

1 (C) 1/1 (C) 1 classification

Weight

31 kg/m²

31 kg/m²

Sound reduction R_w (EN 140-3)

33 dB****

33 dB****

Light transmission (EN 410)

60%

45%

Light reflection ρ_L (exterior/interior)

17%/16%

17%/17%

U value, W/m²K (EN 673)

1,1

1,0

g value

0,46

0,30

Energy transmission τ_E

30%

20%

Energy reflection ρ_E (exterior/interior)

36%/30%

31%/31%

* Asymmetric fire performance (orient heat reflective coating towards the fire risk side)

** ID No. = Identification number for the relevant manufacturing site

*** Declaration of Performances

**** Reference Value

VETROFLAM® 60 Climaplus

Fire resistant safety glass for interior application

CLASSIFICATION

EW = Integrity +
Radiation reduction

Ability to withstand fire exposure without transmission of fire to the non-fire side as a result of the passage of flames or hot gases, thereby causing ignition of the non-fire exposed surface or materials adjacent. Also maintains radiated heat in front of the glazing below a specified level to provide for safer separation distances and escape ways.

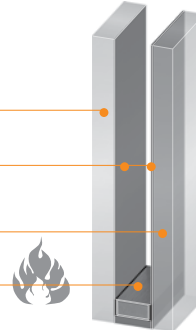
PRODUCT FEATURES

Fire resistant toughened safety glass

Heat-reflective coating*

Fire resistant toughened safety glass

Spacer



TECHNICAL SPECIFICATIONS

Fire resistance (EN 13501-2)

Reaction to fire (EN 13501-1)	B-s1, d0
Maximum Glass Size	Variable, subject to glass make-up, framing material or glazed element type. Consult with your Vetrotech representative.
Thickness tolerance	±1 mm
Length tolerance	±2 mm
CE certificate No. of conformity	0336-CPD-5064D/ID No.** (you can obtain a DoP*** from your national sales office) - AoC-level 1
Heat Soak Test	available upon request
Hazardous material contained	None

EW 60

Reaction to fire (EN 13501-1)	B-s1, d0
Maximum Glass Size	Variable, subject to glass make-up, framing material or glazed element type. Consult with your Vetrotech representative.
Thickness tolerance	±1 mm
Length tolerance	±2 mm
CE certificate No. of conformity	0336-CPD-5064D/ID No.** (you can obtain a DoP*** from your national sales office) - AoC-level 1
Heat Soak Test	available upon request
Hazardous material contained	None

Nominal thickness

	26 mm*	26 mm
Fire protection	one side	both sides
Outer pane	6 mm toughened glass	6 mm VETROFLAM®
Spacer	14 mm with Argon gas filling	14 mm with Argon gas filling
Inner pane	6 mm VETROFLAM®	6 mm VETROFLAM®
Impact resistance (EN 12600) (outside/inside)	1 (C) 2/1 (C) 1 classification	1 (C) 1/1 (C) 1 classification
Weight	31 kg/m ²	31 kg/m ²
Sound reduction R _w (EN 140-3)	33 dB****	33 dB****
Light transmission (EN 410)	50%	32%
Light reflection ρ _L (exterior/interior)	26%/18%	22%/22%
U value, W/m ² K (EN 673)	1,1	1,1
g value	0,39	0,22
Energy transmission τE	24%	14%
Energy reflection ρE (exterior/interior)	43%/32%	34%/34%

* Asymmetric fire performance (orient heat reflective coating towards the fire risk side)
 ** ID No. = Identification number for the relevant manufacturing site
 *** Declaration of Performances
 **** Reference Value